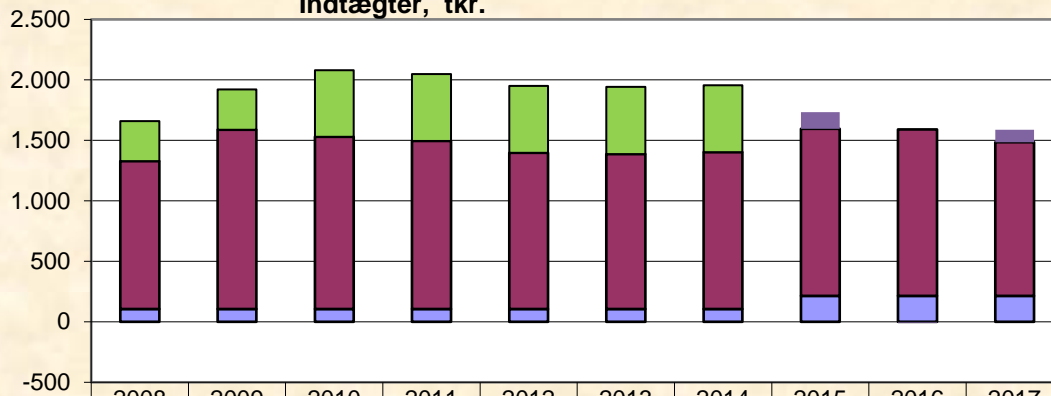
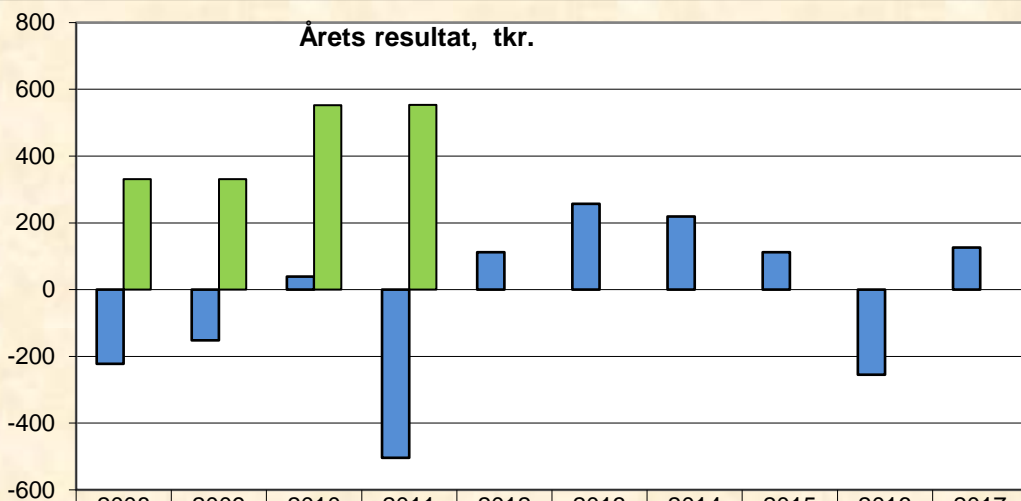


Indtægter, tkr.



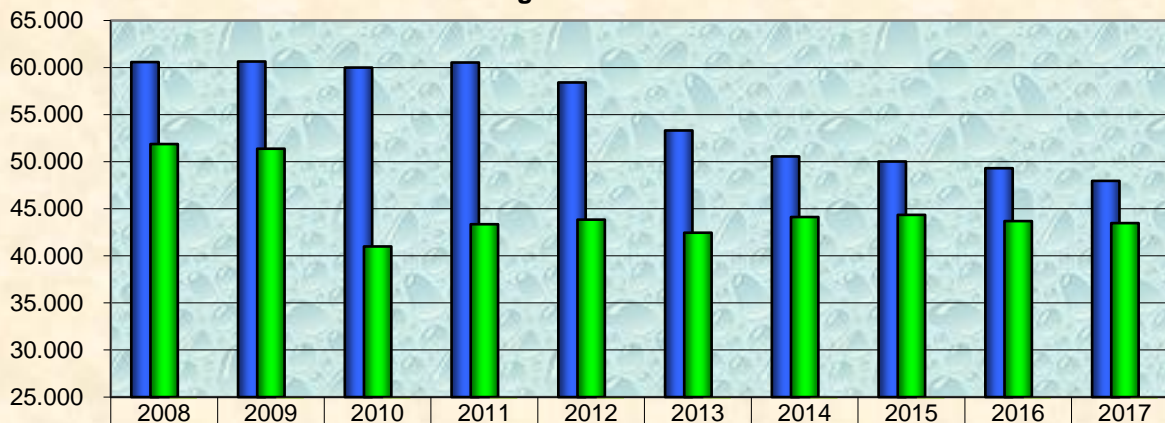
Year	2008	2009	2010	2011	2012	2013	2014	2015	2016	2017
Tilslutningsafgift	0	0	0	0	0	0	0	139	-10	104
Bidrag sikringsfond	331	332	552	553	553	554	554	0	0	0
Vandafgift mv.	1.223	1.482	1.423	1.389	1.290	1.281	1.295	1.381	1.377	1.270
Målerleje	106	107	106	106	107	107	107	214	214	215

Årets resultat, tkr.



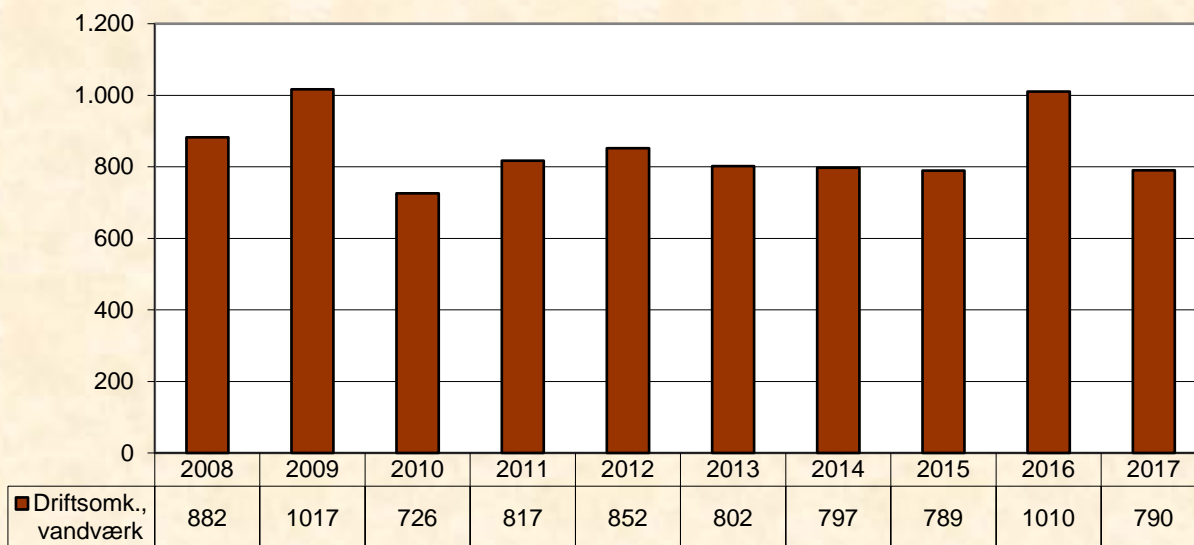
Year	2008	2009	2010	2011	2012	2013	2014	2015	2016	2017
Ordinært resultat	-222	-152	39	-504	112	257	219	112	-255	126
Bidrag sikringsfond	331	331	552	553	0	0	0	0	0	0

Vandforbrug i m3

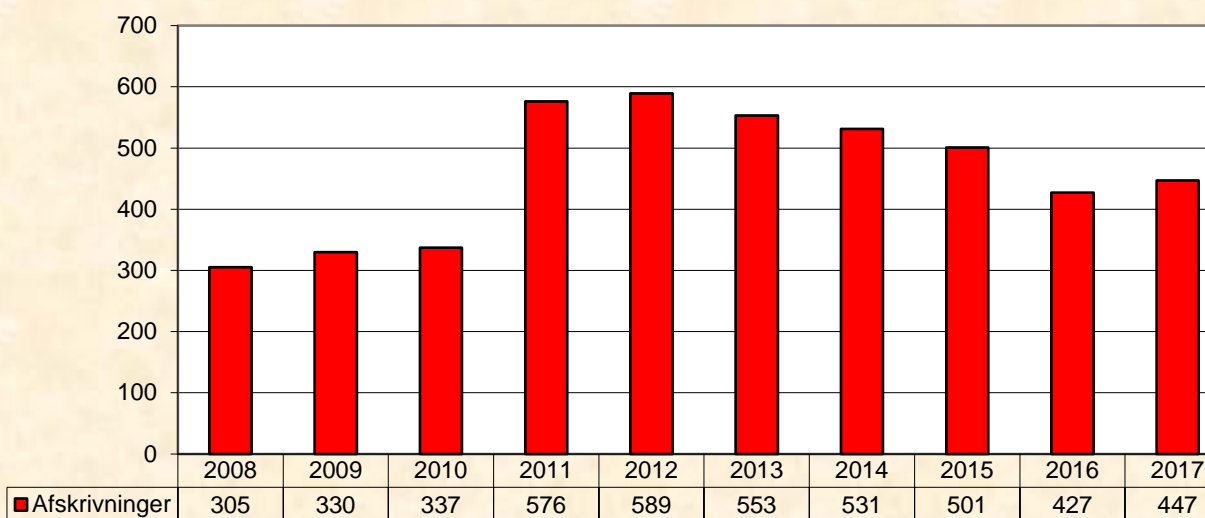


Year	2008	2009	2010	2011	2012	2013	2014	2015	2016	2017
Oppumpet	60.583	60.645	60.000	60.538	58.419	53.320	50.562	50.025	49.311	47.966
Registreret	51.877	51.380	41.000	43.361	43.848	42.459	44.127	44.354	43.694	43.480
Reg. i %	86%	85%	68%	72%	75%	80%	87%	89%	89%	91%

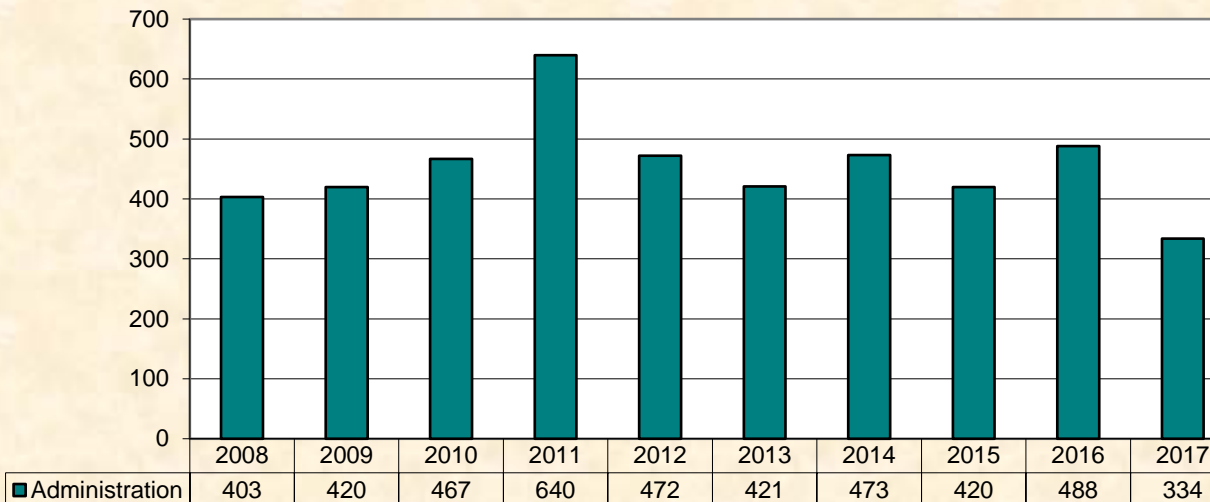
Driftsomkostninger, vandværker, tkr.



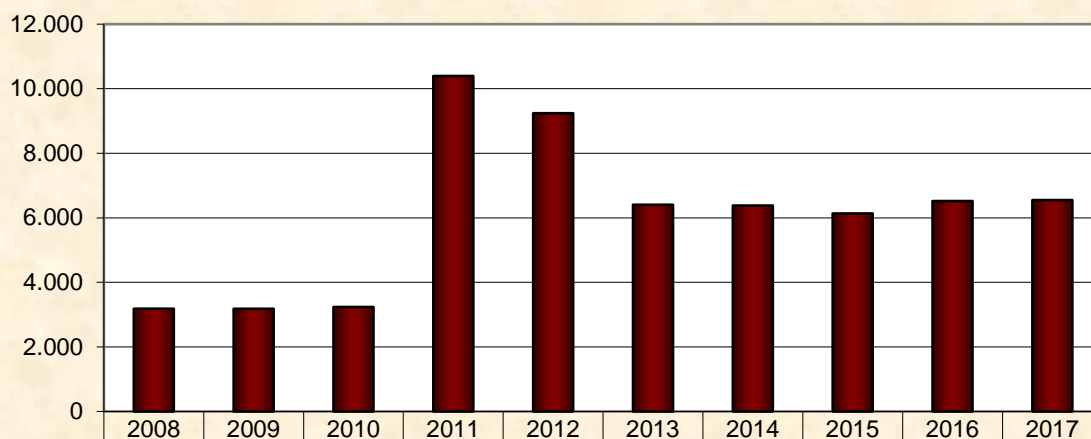
Afskrivninger, tkr.



Administration, tkr.

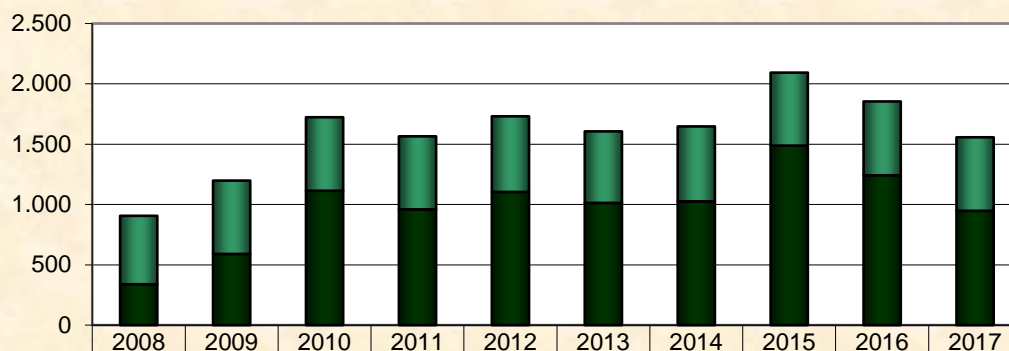


Anlægsaktiver, tkr.



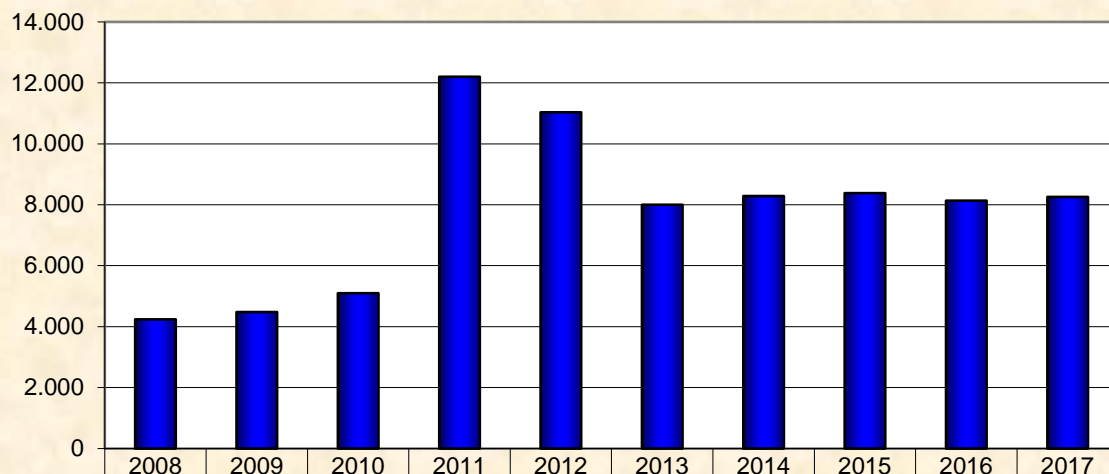
■ Anlægsaktiver	3.184	3.182	3.237	10.394	9.240	6.405	6.380	6.134	6.519	6.549
-----------------	-------	-------	-------	--------	-------	-------	-------	-------	-------	-------

Likvide beholdninger og værdipapirer, tkr.



■ Sikringsfond	0	0	0	0	0	0	0	0	0	0
■ Værdipapirer	567	608	609	605	627	593	621	605	612	609
■ Likvide beholdninger	339	590	1.114	960	1.104	1.013	1.026	1.488	1.242	948

Egenkapital, tkr.



■ Egenkapital	4.239	4.479	5.097	12.200	11.034	8.000	8.286	8.381	8.134	8.257
---------------	-------	-------	-------	--------	--------	-------	-------	-------	-------	-------